

OLD MUTUAL MULTI-MANAGERS MONEY MARKET FUND

FUND INFORMATION

RISK PROFILE

Low	Low to Moderate	Moderate	Moderate to High	High
-----	-----------------	----------	------------------	------

RECOMMENDED MINIMUM INVESTMENT TERM

1 year+	3 years+	5 years+
---------	----------	----------

DESCRIPTION

The portfolio is primarily aimed at investors seeking high levels of income and capital preservation. The portfolio is invested in a blend of South African managers who may invest in money market instruments including highly secure bank issued instruments and short-dated government guaranteed instruments as well as issues by central, provincial and local governments, companies and banks. The portfolio aims to outperform cash over a rolling one-year period.

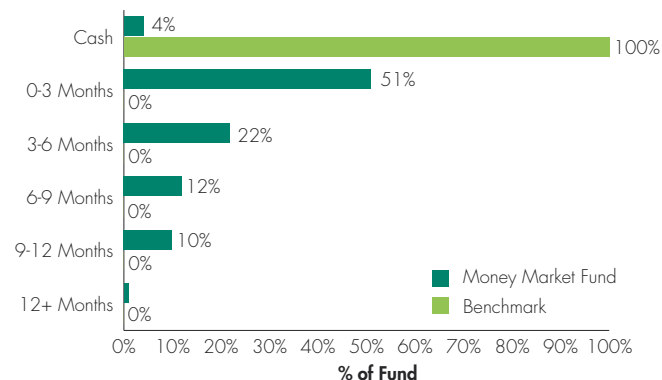
REGULATION 28 COMPLIANCE

The fund does not comply with the asset allocation sublimits set out in Regulation 28 of the Pension Funds Act, and therefore the fund is not Regulation 28 compliant.

BENCHMARK:	STeFI 3-Month Index
ASISA CATEGORY:	South African – Interest Bearing – Money Market
FUND MANAGER(S):	Old Mutual Multi-Managers
LAUNCH DATE:	01/06/2001
SIZE OF FUND:	R449m

DISTRIBUTIONS:	Date	Interest
(Monthly)	Total for the last 12 months	7.20c
	31/12/2018	0.62c
	30/11/2018	0.60c
	31/10/2018	0.62c
	30/09/2018	0.59c
	31/08/2018	0.60c
	31/07/2018	0.61c
	30/06/2018	0.59c
	31/05/2018	0.61c
	30/04/2018	0.59c
	31/03/2018	0.61c
	28/02/2018	0.56c
	31/01/2018	0.61c

MODIFIED DURATION



UNDERLYING FUND MANAGERS

Manager	Allocation
PRESCIENT INVESTMENT MANAGEMENT	49.5%
Sanlam Investment Management	50.5%

FUND PERFORMANCE as at 31/12/2018

	% PERFORMANCE (ANNUALISED)					
	1-Yr	3-Yr	5-Yr	7-Yr	10-Yr	Since Inception ¹
Fund (Class A)	7.4%	7.6%	6.9%	6.4%	6.6%	7.8%
Fund (Class B4) ²	7.8%	7.9%	7.2%	-	-	-
Benchmark: STeFI Composite Return	6.9%	7.0%	6.6%	6.3%	6.6%	7.9%

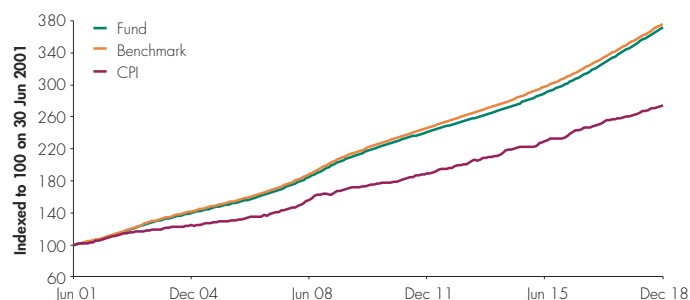
¹ Performance since inception of the Fund.

² Inception: 31 July 2013.

Please note: The fund is only available through investment platforms such as Old Mutual Wealth. Performance measurements over periods shorter than the recommended investment term may not be appropriate. Past performance is no indication of future performance. Fund returns are net of fees and measured against the benchmark.

Rolling 12-Month Return	Highest	Average	Lowest
Fund (Since Inception)	12.8%	7.8%	4.9%

Performance Since Inception



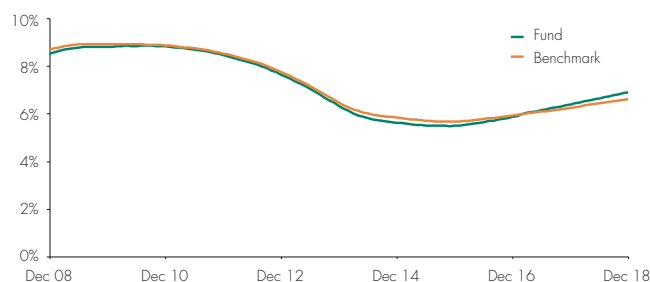
Past performance is no indication of future performance.

Risk Statistics (Since Inception)

Maximum Drawdown	0.0%
Months to Recover	N/A
% Positive Months	100.0%
Annual Standard Deviation	0.6%

Risk statistics are calculated based on monthly performance data from inception of the fund.

5-Year Annualised Rolling Returns (Fund vs Benchmark)



Funds are also available via Old Mutual Wealth and MAX Investments.

Helpline +27 21 524 4430 Fax +27 21 441 1199 Internet www.ommultimanagers.co.za Email ommmclientquery@ommm.co.za



OLD MUTUAL MULTI-MANAGERS MONEY MARKET FUND

MONTHLY PERFORMANCE HISTORY

	Jan	Feb	Mar	Apr	May	Jun	Jul	Aug	Sep	Oct	Nov	Dec	YTD
2015	0.54%	0.46%	0.52%	0.50%	0.51%	0.50%	0.51%	0.52%	0.52%	0.51%	0.50%	0.53%	6.3%
2016	0.56%	0.53%	0.59%	0.57%	0.59%	0.58%	0.60%	0.61%	0.59%	0.61%	0.59%	0.68%	7.3%
2017	0.61%	0.81%	0.65%	0.61%	0.64%	0.62%	0.63%	0.63%	0.60%	0.61%	0.60%	0.62%	7.9%
2018	0.61%	0.56%	0.61%	0.59%	0.61%	0.59%	0.61%	0.60%	0.59%	0.62%	0.60%	0.62%	7.4%

OTHER INVESTMENT CONSIDERATIONS

ONGOING

	Class A	Class B4
Annual service fees (excl. VAT)	0.50%	0.25%

Other charges incurred by the fund, and deducted from its portfolio, are included in the TER. A portion of Old Mutual Unit Trusts' annual service fees may be paid to administration platforms.

* Please note: The fund is only available through investment platforms such as Old Mutual Wealth.

TAX REFERENCE NUMBER: 9696/687/14/5

ISIN CODES: **Class A** ZAE000036448
Class B4 ZAE000179263

Total Expenses (Incl. Annual Service Fee) (30/09/2018)	36 Months		12 Months	
	Class A	Class B4	Class A	Class B4
Total Expense Ratio (TER) Incl. VAT	0.62%	0.33%	0.61%	0.33%
Transaction Cost (TC)	-	-	-	-
Total Investment Charge*	0.62%	0.33%	0.61%	0.33%

TER is a historic measure of the impact the deduction of management and operating costs has on a fund's value. A higher TER does not necessarily imply a poor return, nor does a low TER imply a good return. The current TER, which includes the annual service fee, may not necessarily be an accurate indication of future TERs. Transaction Cost (TC) is a necessary cost in administering the fund and impacts fund returns. It should not be considered in isolation as returns may be impacted by many other factors over time including market returns, the type of fund, the investment decisions of the investment manager and the TER.

Please note: The fund is only available through investment platforms such as Old Mutual Wealth.

* This includes:

- The fund of funds' service fees.
- The service fee of underlying funds.
- Where underlying funds charge implicit performance fees, unit holders may carry these performance fees regardless of whether the top tier fund or mandate has outperformed its own performance fee benchmark.
- Other charges incurred by the underlying funds, which are deducted from their portfolios.

Funds are also available via Old Mutual Wealth and MAX Investments.

Helpline +27 21 524 4430 **Fax** +27 21 441 1199 **Internet** www.ommultimanagers.co.za **Email** ommclientquery@ommm.co.za



We aim to treat our clients fairly by giving you the information you need in as simple a way as possible, to enable you to make informed decisions about your investments.

- We believe in the value of sound advice and so recommend that you consult a financial planner before buying or selling unit trusts. You may, however, buy and sell without the help of a financial planner. If you do use a planner, we remind you that they are entitled to certain negotiable planner fees or commissions.
- You should ideally see unit trusts as a medium- to long-term investment. The fluctuations of particular investment strategies affect how a fund performs. Your fund value may go up or down. Therefore, we cannot guarantee the investment capital or return of your investment. How a fund has performed in the past does not necessarily indicate how it will perform in the future.
- The fund fees and costs that we charge for managing your investment are disclosed in this Minimum Disclosure Document (MDD) and in the table of fees and charges, both of which are available on our public website or from our contact centre.
- Additional information of the proposed investment, including brochures, application forms and annual or quarterly reports, can be obtained, free of charge, from Old Mutual Unit Trust Managers (RF) (Pty) Ltd, from our public website at www.omut.co.za or our contact centre on 0860 234 234.
- Our cut-off time for client instructions (e.g. buying and selling) is at 15:00 each working day for all our funds, except the Money Market Funds, the price of which is set at 13:00. These are also the times we value our funds to determine the daily ruling price (other than at month-end when we value the Old Mutual Index Funds and Old Mutual Multi-Managers Fund of Funds range at 17:00 close). Daily prices are available on the public website and in the media.
- Unit trusts are traded at ruling prices, may borrow to fund client disinvestments and may engage in scrip lending. The daily ruling price is based on the current market value of the fund's assets plus income minus expenses (NAV of the portfolio) divided by the number of units on issue.
- A money market fund is not a bank deposit account. Its unit price aims to be constant but investment capital is not guaranteed. The total return is primarily made up of interest (declared daily at 13:00) but may also include any gain/loss on any particular instrument. In most cases this will merely have the effect of increasing or decreasing the daily yield, but in the case of abnormal losses, it can have the effect of reducing the capital value of the fund. The published yield is calculated using the average of the fund's previous seven days' net income (and assumes all income was reinvested). This figure is then annualised, which is the weighted average compound growth rate. Excessive withdrawals from the fund may place the fund under liquidity pressures. In such circumstances a process of ring-fencing of withdrawal instructions and managed payouts over time may be followed.
- Old Mutual Unit Trust Managers (RF) (Pty) Ltd is the manager of this co-branded fund and has full legal responsibility for it.
- The Net Asset Value to Net Asset Value figures are used for the performance calculations. The performance quoted is for a lump sum investment. The performance calculation includes income distributions prior to the deduction of taxes and distributions are reinvested on the ex-dividend date. Performances may differ as a result of actual initial fees, the actual investment date, the date of reinvestment and dividend withholding tax. Annualised returns are the weighted average compound growth rates over the performance period measured. Performances are in ZAR and as at 31 December 2018. Sources: Morningstar and Old Mutual Investment Group (FSP 604).

Old Mutual Multi-Managers, a division of Old Mutual Life Assurance Company (SA) Ltd, FSP no: 703.

Old Mutual Unit Trust Managers (RF) (Pty) Ltd, registration number 1965 008 47107, is a registered manager in terms of the Collective Investment Schemes Control Act 45 of 2002. Old Mutual is a member of the Association for Savings and Investment South Africa (ASISA). Old Mutual Unit Trusts Managers has the right to close the portfolio to new investors in order to manage it more efficiently in accordance with its mandate. Tel: 0860 234 234, Internet: www.omut.co.za, Email: unittrusts@oldmutual.com

Trustee: Standard Bank, PO Box 54, Cape Town 8000. Tel: +27 21 401 2002, Fax: +27 21 401 3887.

Issued: January 2019